

 M8 X 55 × 4



Assemble the frame.





 M18 × 2
 × 2



Fix the wheels on wheel bracket with tools.




 M8 X 55 × 2



Two people take out the lower drum
By Holding the 2 sides of the curved
Bracket and put in place as circled.






 M6 x 16 × 6



Assemble the upper drum with tools





 M8 X 25 X 4



Assemble the mixing blade with tools




 M8 X 16 X 3
 M8 X 2



13

Fix the tipping wheel on the bracket
With two M8X16 screw.



14



15

Slide the spring on the hole of handle.



16

Line up the holes in the handle and
Bracket, insert the M10X60 screw from
one side, but don't insert another side as
is show.



17

Press the drum with right hand, push
With your left hand toward the arrow.
To make the screw into the hole.



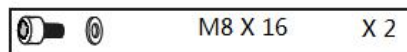
18



19



20



21

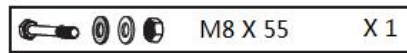
Assemble the motor
Fix the motor on bracket with tools



22



23



24