


		× 1
		× 1



Assemble the Pedal.



			M8 × 80	× 2
---	---	---	---------	-----









Assemble the support leg.



	M6 × 16	× 1
---	---------	-----



			M8 × 80	× 1
			M8 × 130	× 1



Assemble the wheel bracket.



	M26	× 4
		× 2



Fix the wheels on wheel bracket with tools.






			M8 × 80	× 2
---	---	---	---------	-----



Two people take out the lower drum
By Holding the 2 sides of the curved
Bracket and put in place as circled.




			M6 × 16	× 9
---	---	---	---------	-----



Assemble the upper drum with tools



 M12 x 20 x 4



Assemble the mixing blade with tools




 M10 x 60 x 1



Assemble tipping wheel



 M10 x 20 x 2



Assemble the motor
Fix the motor on bracket with tools



 M8 x 80 x 1

